Area	m²
LOWER FLOOR	137.73
SECONDARY DWELLING	59.99
UPPER FLOOR	139.86
PORCH	8.39
OUTDOOR LEISURE	11.84
BALCONY FRONT	8.39
BALCONY REAR	12.17
GARAGE	33.74
	412.11 m²

NOTE:
- APPLIANCES ARE INDICATIVE, REFER TO SELECTIONS FOR DETAILS.
- ALL CABINETRY DESIGN AND LAYOUT TO BE AS PER SUPPLIER'S DETAILS.
- IN CASE OF ANY DISCREPANCY SUPPLIER'S DETAILS WILL PREVAIL.

NOTES:
- STACK POINT LOCATIONS SUBJECT TO FLOOR JOIST LAYOUT.
- STAIRS TO MEET THE MINIMUM SLIP RESISTANCE REQUIREMENT OF PART 3.9.1.3 OF B.C.A 2015 WHEN TESTED IN ACCORDANCE WITH AS4586-2013.
- OPENABLE WINDOWS TO BE IN ACCORANCE WITH CLAUSE 3.9.2.5 OF THE BCA 2013 VOL. 2
- FIRST FLOOR WINDOWS TO BE RESTRICTED TO OPEN A MAX. OF 125mm IF SILL HEIGHT IS LOWER THAN 1700mm ABOVE A FLOOR LEVEL.

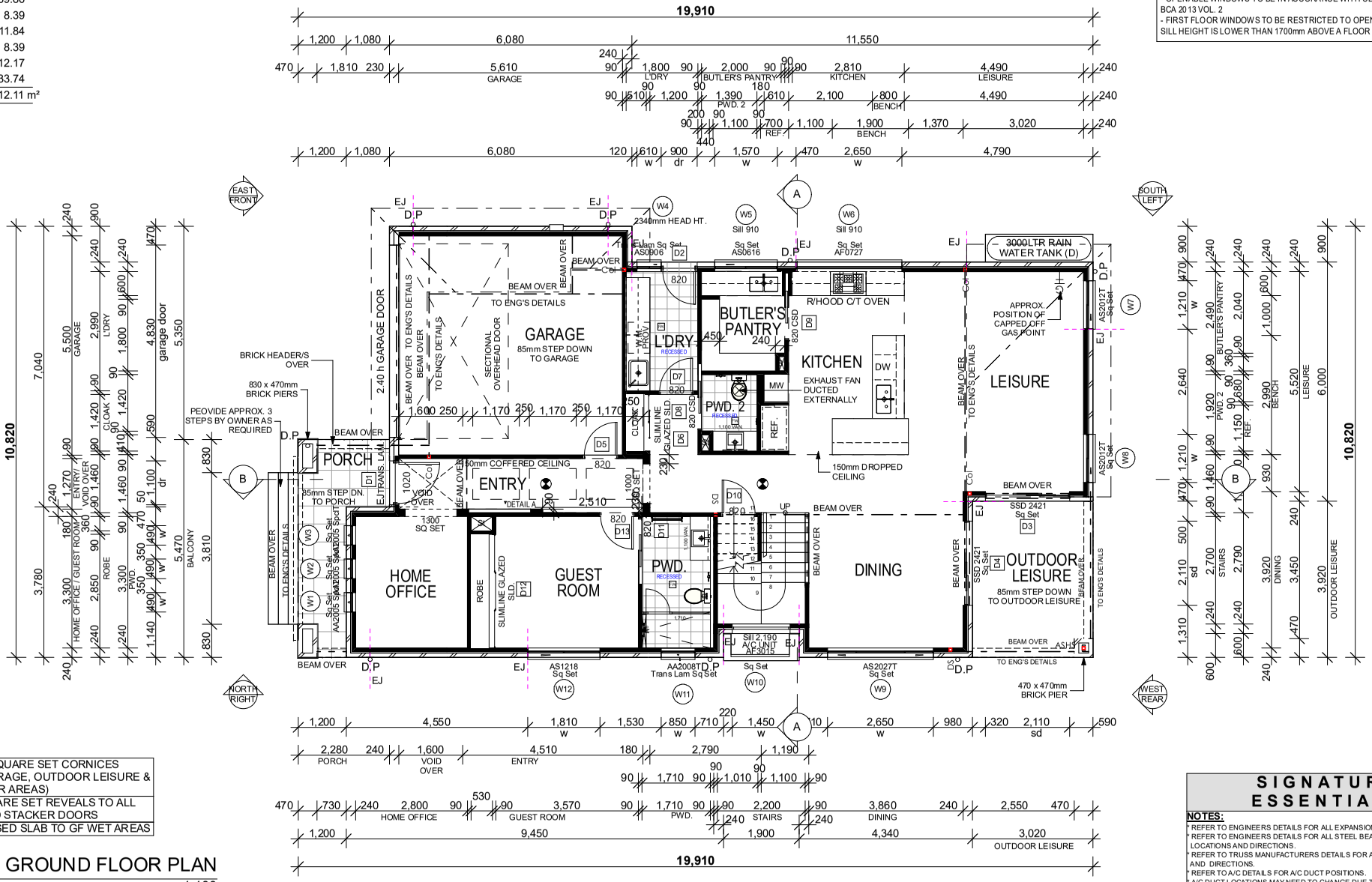

NOTE: PROVIDE SQUARE SET CORNICES THROUGHOUT (EXC. GARAGE, OUTDOOR LEISURE & MINOR AREAS)

NOTE: PROVIDE SQUARE SET REVEALS TO ALL WINDOWS AND STACKER DOORS

NOTE: PROVIDE RECESSED SLAB TO GF WET AREAS

GROUND FLOOR PLAN

1:100

SIGNATURE ESSENTIALS

NOTES:
- REFER TO ENGINEERS DETAILS FOR ALL EXPANSION JOINT LOCATIONS.
- REFER TO ENGINEERS DETAILS FOR ALL STEEL BEAM AND FLOOR JOIST LOCATIONS AND DIRECTIONS.
- REFER TO TRUSS MANUFACTURERS DETAILS FOR ALL FLOOR JOIST SIZES AND DIRECTIONS.
- REFER TO A/C DETAILS FOR A/C DUCT POSITIONS.
- A/C DUCT LOCATIONS MAY NEED TO CHANGE DUE TO CONSTRUCTION REQUIREMENTS (JOIST LOCATION, STRUCTURAL BEAMS ETC).
- FLOOR FINISHES AS SELECTED AS PER TENDER.
- STAIRS TO MEET THE MINIMUM SLIP RESISTANCE REQUIREMENT OF PART 3.9.1.3 of BCA 2015 WHEN TESTED IN ACCORDANCE WITH AS4586-2013

FILE PATH: T:_WISDOM HOMES\2022\208707_CHENG\208707 CHENG_CONSULTATION.pln

WISDOM

1300 855 775
wisdomhomes.com.au

PROJECT: PROPOSED BRICK VENEER DWELLING

CLIENT: Ms D CHENG

ADDRESS: Lot 7 No. 9 WOORAIL AVENUE KINGSGROVE

EXHAUST FAN

SMOKE ALARM AS 3786-1993

LODGEMENT: D.A/C.C

DP No: 20834

*COPYRIGHT OF PLANS AND DOCUMENTATION REMAIN THE EXCLUSIVE PROPERTY OF WISDOM PROPERTIES GROUP PTY LTD T/A WISDOM HOMES. BUILDERS LIC. No 131951C.

NOTES: BOUNDARY SETBACKS MUST BE VERIFIED BY A REGISTERED SURVEYOR BEFORE COMMENCEMENT OF ANY BUILDING WORK. ALL WORK TO BE CARRIED OUT IN ACCORDANCE WITH THESE DRAWINGS, COUNCIL REQUIREMENTS, RELEVANT CODES & STANDARDS. LEVELS SHOWN ARE BASED ON CONTOUR SURVEY PREPARED BY A REGISTERED SURVEYOR. DRAWINGS ARE TO BE READ IN CONJUNCTION WITH SPECIFICATIONS PROVIDED & ENGINEERS DETAILS. WHERE ENGINEERS STRUCTURAL DRAWINGS ARE REQUIRED THE ENGINEERS PLAN WILL TAKE PREFERENCE TO THESE DRAWINGS. IN THE EVENT OF ANY ALTERATIONS OR DISCREPANCIES, NOTIFY WISDOM HOMES IMMEDIATELY. FIGURED DIMENSIONS TO BE READ IN PREFERENCE TO SCALING & TO BE CHECKED & VERIFIED BEFORE WORK IS COMMENCED.

REVISION SCHEDULE

ISSUE	DESCRIPTION	DRAWN	DATE
P-A	SITING	ITS-DL	18.01.2022
A-2	CONTRACT PLAN	NK	03/02/22
A-3	CONSULTATION SET	JD	5/4/22
B-4	SUBMISSION SET	NZ	13/10/22
-	-	-	-
-	-	-	-

JOB No: 208707

LGA: CANTERBURY

DESIGN: MAJESTIC 35

FACADE: SAVANNAH COVERED BALCONY V21

DRAWN: ITS

PLOT DATE: 25/10/2022

SLAB CLASS: 'M' CLASS

SHEET: 4

Area	m²
LOWER FLOOR	137.73
SECONDARY DWELLING	59.99
UPPER FLOOR	139.86
PORCH	8.39
OUTDOOR LEISURE	11.84
BALCONY FRONT	8.39
BALCONY REAR	12.17
GARAGE	33.74
	412.11 m²

NOTE:
- APPLIANCES ARE INDICATIVE, REFER TO SELECTIONS FOR DETAILS.
- ALL CABINETRY DESIGN AND LAYOUT TO BE AS PER SUPPLIER'S DETAILS.
- IN CASE OF ANY DISCREPANCY SUPPLIER'S DETAILS WILL PREVAIL.

NOTES:
- STACK POINT LOCATIONS SUBJECT TO FLOOR JOIST LAYOUT.
- STAIRS TO MEET THE MINIMUM SLIP RESISTANCE REQUIREMENT OF PART 3.9.1.3 OF B.C.A 2015 WHEN TESTED IN ACCORDANCE WITH AS4586-2013.
- OPENABLE WINDOWS TO BE IN ACCORANCE WITH CLAUSE 3.9.2.5 OF THE BCA 2013 VOL. 2
- FIRST FLOOR WINDOWS TO BE RESTRICTED TO OPEN A MAX. OF 125mm IF SILL HEIGHT IS LOWER THAN 1700mm ABOVE A FLOOR LEVEL.

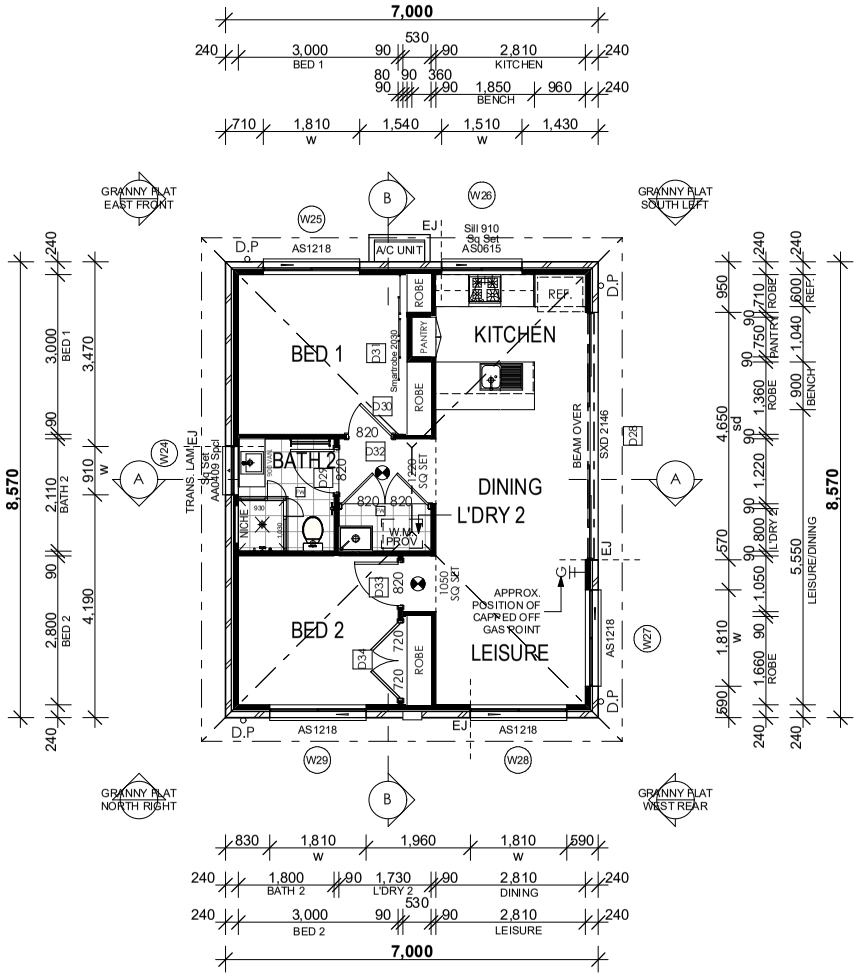

GRANNY FLAT FLOOR PLAN
1:100

FILE PATH: T:_WISDOM HOMES\2022\208707_CHENG\208707 CHENG_CONSULTATION.pln

SIGNATURE ESSENTIALS

NOTES:
* REFER TO ENGINEERS DETAILS FOR ALL EXPANSION JOINT LOCATIONS.
* REFER TO ENGINEERS DETAILS FOR ALL STEEL BEAM AND FLOOR JOIST LOCATIONS AND DIRECTIONS.
* REFER TO TRUSS MANUFACTURERS DETAILS FOR ALL FLOOR JOIST SIZES AND DIRECTIONS.
* REFER TO A/C DETAILS FOR A/C DUCT POSITIONS.
* A/C DUCT LOCATIONS MAY NEED TO CHANGE DUE TO CONSTRUCTION REQUIREMENTS (JOIST LOCATION, STRUCTURAL BEAMS ETC).
* FLOOR FINISHES AS SELECTED AS PER TENDER.
* STAIRS TO MEET THE MINIMUM SLIP RESISTANCE REQUIREMENT OF PART 3.9.1.3 of BCA 2015 WHEN TESTED IN ACCORDANCE WITH AS4586-2013

WISDOM
1300 855 775
wisdomhomes.com.au

PROJECT: PROPOSED BRICK VENEER DWELLING
CLIENT: Ms D CHENG
ADDRESS: Lot 7 No. 9 WOORAIL AVENUE KINGSGROVE

EXHAUST FAN
SMOKE ALARM AS 3786-1993

LODGEMENT: D.A/C.C
DP No: 20834

*COPYRIGHT OF PLANS AND DOCUMENTATION REMAIN THE EXCLUSIVE PROPERTY OF WISDOM PROPERTIES GROUP PTY LTD T/A WISDOM HOMES. BUILDERS LIC. No 131951C.

NOTES: BOUNDARY SETBACKS MUST BE VERIFIED BY A REGISTERED SURVEYOR BEFORE COMMENCEMENT OF ANY BUILDING WORK. ALL WORK TO BE CARRIED OUT IN ACCORDANCE WITH THESE DRAWINGS, COUNCIL REQUIREMENTS, RELEVANT CODES & STANDARDS. LEVELS SHOWN ARE BASED ON CONTOUR SURVEY PREPARED BY A REGISTERED SURVEYOR. DRAWINGS ARE TO BE READ IN CONJUNCTION WITH SPECIFICATIONS PROVIDED & ENGINEERS DETAILS. WHERE ENGINEERS STRUCTURAL DRAWINGS ARE REQUIRED THE ENGINEERS PLAN WILL TAKE PREFERENCE TO THESE DRAWINGS. IN THE EVENT OF ANY ALTERATIONS OR DISCREPANCIES, NOTIFY WISDOM HOMES IMMEDIATELY. FIGURED DIMENSIONS TO BE READ IN PREFERENCE TO SCALING & TO BE CHECKED & VERIFIED BEFORE WORK IS COMMENCED.

REVISION SCHEDULE

ISSUE	DESCRIPTION	DRAWN	DATE
P-A	SITING	ITS-DL	18.01.2022
A-2	CONTRACT PLAN	NK	03/02/22
A-3	CONSULTATION SET	JD	5/4/22
B-4	SUBMISSION SET	NZ	13/10/22
-	-	-	-
-	-	-	-

JOB No: 208707
LGA: CANTERBURY
DESIGN: MAJESTIC 35
FACADE: SAVANNAH COVERED BALCONY V21

DRAWN: ITS
PLOT DATE: 25/10/2022
SLAB CLASS: 'M' CLASS
SHEET: 5

Area	m²
LOWER FLOOR	137.73
SECONDARY DWELLING	59.99
UPPER FLOOR	139.86
PORCH	8.39
OUTDOOR LEISURE	11.84
BALCONY FRONT	8.39
BALCONY REAR	12.17
GARAGE	33.74
	412.11 m²

NOTE:
- APPLIANCES ARE INDICATIVE, REFER TO SELECTIONS FOR DETAILS.
- ALL CABINETRY DESIGN AND LAYOUT TO BE AS PER SUPPLIER'S DETAILS.
- IN CASE OF ANY DISCREPANCY SUPPLIER'S DETAILS WILL PREVAIL.

NOTES:
- STACK POINT LOCATIONS SUBJECT TO FLOOR JOIST LAYOUT.
- STAIRS TO MEET THE MINIMUM SLIP RESISTANCE REQUIREMENT OF PART 3.9.1.3 OF B.C.A 2015 WHEN TESTED IN ACCORDANCE WITH AS4586-2013.
- OPENABLE WINDOWS TO BE IN ACCORANCE WITH CLAUSE 3.9.2.5 OF THE BCA 2013 VOL. 2
- FIRST FLOOR WINDOWS TO BE RESTRICTED TO OPEN A MAX. OF 125mm IF SILL HEIGHT IS LOWER THAN 1700mm ABOVE A FLOOR LEVEL.

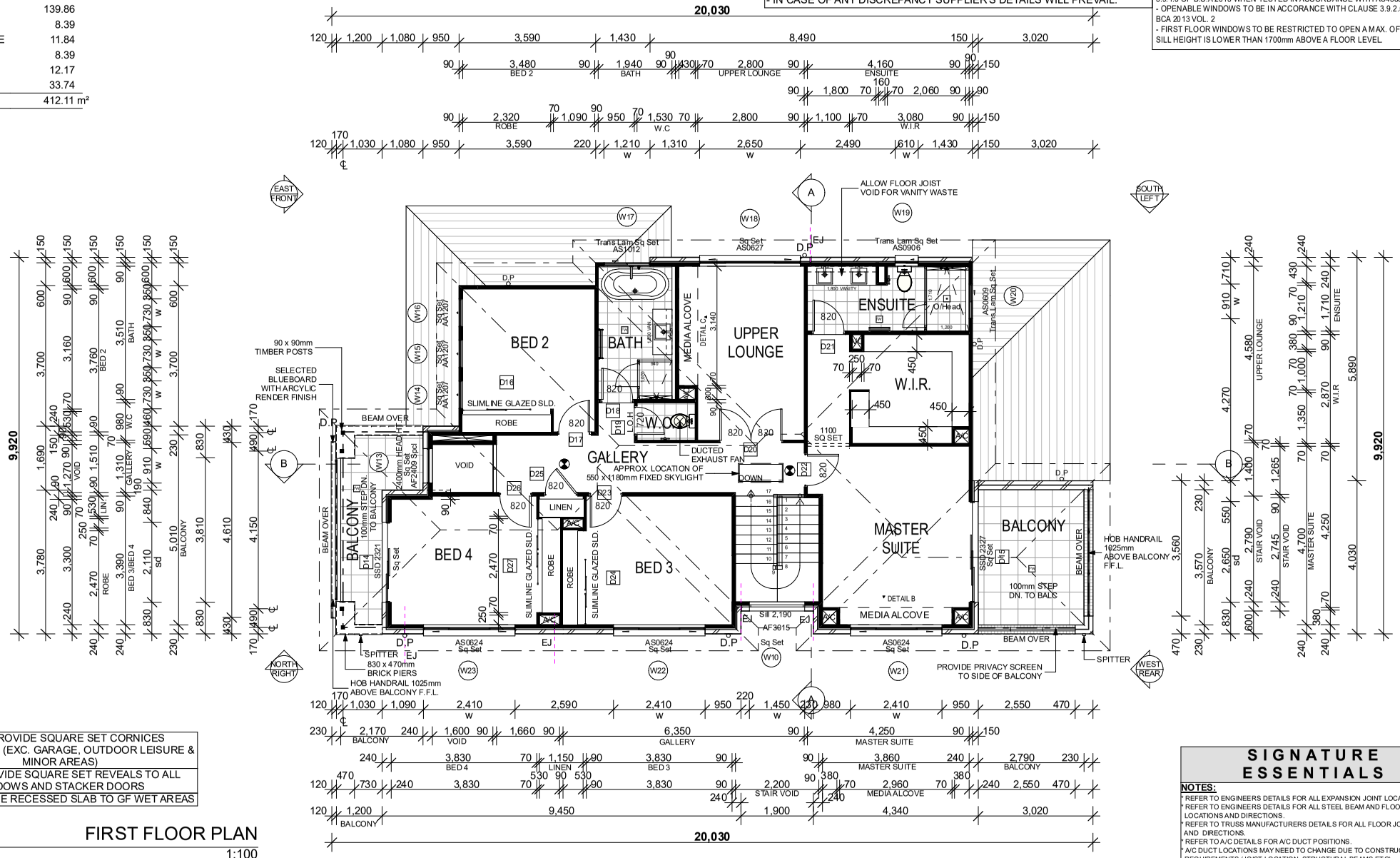

NOTE: PROVIDE SQUARE SET CORNICES THROUGHOUT (EXC. GARAGE, OUTDOOR LEISURE & MINOR AREAS)

NOTE: PROVIDE SQUARE SET REVEALS TO ALL WINDOWS AND STACKER DOORS

NOTE: PROVIDE RECESSED SLAB TO GF WET AREAS

FIRST FLOOR PLAN

1:100

SIGNATURE ESSENTIALS

NOTES:
- REFER TO ENGINEERS DETAILS FOR ALL EXPANSION JOINT LOCATIONS.
- REFER TO ENGINEERS DETAILS FOR ALL STEEL BEAM AND FLOOR JOIST LOCATIONS AND DIRECTIONS.
- REFER TO TRUSS MANUFACTURERS DETAILS FOR ALL FLOOR JOIST SIZES AND DIRECTIONS.
- REFER TO A/C DETAILS FOR A/C DUCT POSITIONS.
- A/C DUCT LOCATIONS MAY NEED TO CHANGE DUE TO CONSTRUCTION REQUIREMENTS (JOIST LOCATION, STRUCTURAL BEAMS ETC).
- FLOOR FINISHES AS SELECTED AS PER TENDER.
- STAIRS TO MEET THE MINIMUM SLIP RESISTANCE REQUIREMENT OF PART 3.9.1.3 of BCA 2015 WHEN TESTED IN ACCORDANCE WITH AS4586-2013

FILE PATH: T:_WISDOM HOMES\2022\208707_CHENG\208707 CHENG_CONSULTATION.pln

WISDOM

1300 855 775
wisdomhomes.com.au

PROJECT: PROPOSED BRICK VENEER DWELLING

CLIENT: Ms D CHENG

ADDRESS: Lot 7 No. 9 WOORAIL AVENUE KINGSGROVE

EXHAUST FAN

SMOKE ALARM AS 3786-1993

LODGEMENT: D.A/C.C

DP No: 20834

*COPYRIGHT OF PLANS AND DOCUMENTATION REMAIN THE EXCLUSIVE PROPERTY OF WISDOM PROPERTIES GROUP PTY LTD T/A WISDOM HOMES. BUILDERS LIC. No 131951C.

NOTES: BOUNDARY SETBACKS MUST BE VERIFIED BY A REGISTERED SURVEYOR BEFORE COMMENCEMENT OF ANY BUILDING WORK. ALL WORK TO BE CARRIED OUT IN ACCORDANCE WITH THESE DRAWINGS, COUNCIL REQUIREMENTS, RELEVANT CODES & STANDARDS. LEVELS SHOWN ARE BASED ON CONTOUR SURVEY PREPARED BY A REGISTERED SURVEYOR. DRAWINGS ARE TO BE READ IN CONJUNCTION WITH SPECIFICATIONS PROVIDED & ENGINEERS DETAILS. WHERE ENGINEERS STRUCTURAL DRAWINGS ARE REQUIRED THE ENGINEERS PLAN WILL TAKE PREFERENCE TO THESE DRAWINGS. IN THE EVENT OF ANY ALTERATIONS OR DISCREPANCIES, NOTIFY WISDOM HOMES IMMEDIATELY. FIGURED DIMENSIONS TO BE READ IN PREFERENCE TO SCALING & TO BE CHECKED & VERIFIED BEFORE WORK IS COMMENCED.

REVISION SCHEDULE

ISSUE	DESCRIPTION	DRAWN	DATE
P-A	SITING	ITS-DL	18.01.2022
A-2	CONTRACT PLAN	NK	03/02/22
A-3	CONSULTATION SET	JD	5/4/22
B-4	SUBMISSION SET	NZ	13/10/22
-	-	-	-
-	-	-	-

JOB No: 208707

LGA: CANTERBURY

DESIGN: MAJESTIC 35

FACADE: SAVANNAH COVERED BALCONY V21

DRAWN: ITS

PLOT DATE: 25/10/2022

SLAB CLASS: 'M' CLASS

SHEET: 6